



Royal

Environment Auditing & Consultancy Service

303-304, Shivalik-7, B/s. Bal Adalat, Gondal Road, RAJKOT - 360 002.
 Ph.: +91 281 2360695 ■ E-mail : royalsenvironment@live.com ■ admin@royalconsultancy.com

Ref. No. : 011/04/2016-17

Date : 03/05/2016

NATIONAL AMBIENT AIR QUALITY MONITORING REPORT FOR THE MONTH - APRIL : 2016

Name of company : JINDAL SAW LIMITED
 Village: Samaghogha,
 Tal. : Mundra, Dist. Kutch

Test Method : As per IS Standards - 5182_2/6/10/23

Sr. No.	Particulars	Unit	Location No.1 Weigh Bridge (Nr.Gate No-2) (E)				
01.	No. of Week	---	01	02	03	04	05

APRIL : 2016

JINDAL SAW LIMITED
 Village: Samaghogha,
 Tal. : Mundra, Dist. Kutch
 Test Method : As per IS Standards - 5182_2/6/10/23

Name of company : JIN
 Vi
 Ta
 Test Method : A

	Unit	Location No.2 : Sinter plant - 1 (NNW)									
		01	02	03	04	05					
Starting of Monitoring	---	01/04/2016; 09.15	04/04/2016; 08.25	08/04/2016; 08.30	11/04/2016; 08.20	15/04/2016; 08.30	18/04/2016; 08.35	22/04/2016; 08.25	25/04/2016; 08.15	28/04/2016; 08.20	
Ending of Monitoring	---	02/04/2016; 09.15	05/04/2016; 08.25	09/04/2016; 08.30	12/04/2016; 08.20	16/04/2016; 08.30	19/04/2016; 08.35	23/04/2016; 08.25	26/04/2016; 08.15	29/04/2016; 08.20	
Sampling	Min.	1440.00	1440.00	1440.00	1440.00	1440.00	1440.00	1440.00	1440.00	1440.00	
Wind Direction (From)	---	W	W	WNW	WNW	W	WSW	WNW	WSW	WNW	
Wind Speed	Km/Hr.	7.4	7.4	7.7	7	8.8	11.9	9.2	8	7.6	
Rate for Dust Monitoring PM ₁₀	m ³ /min.	1.17	1.15	1.16	1.20	1.18	1.16	1.14	1.18	1.19	
Rate for Dust Monitoring PM _{2.5}	m ³ /hr.	1.0	1.0	1.0	1.0	1.0	1.0	1.0	1.0	1.0	
Rate for Gas Monitoring	LPM	0.2	0.2	0.2	0.2	0.2	0.2	0.2	0.2	0.2	
Limits for PM ₁₀ *	µg/m ³	100	100	100	100	100	100	100	100	100	
Concentration of PM ₁₀	µg/m ³	46	57	53	52	58	51	43	40	49	
Limits for PM _{2.5} *	µg/m ³	60	60	60	60	60	60	60	60	60	
Concentration of PM _{2.5}	µg/m ³	23	18	24	16	20	17	20	24	22	
Limits for SO ₂ *	µg/m ³	80	80	80	80	80	80	80	80	80	
Concentration of SO ₂	µg/m ³	4.7	5.3	5.1	4.5	5.4	6.1	4.2	5.2	5.8	
Limits for NO ₂ *	µg/m ³	80	80	80	80	80	80	80	80	80	
Concentration of NO ₂	µg/m ³	12.9	15.8	15.6	16.9	15.7	16.6	17.3	14.9	13.8	
Limit for CO **	µg/m ³	2000	2000	2000	2000	2000	2000	2000	2000	2000	
Concentration of CO	µg/m ³	B.D.L.	B.D.L.	B.D.L.	B.D.L.	B.D.L.	B.D.L.	B.D.L.	B.D.L.	B.D.L.	

Sr. No.	Particulars
01.	No. of Week
02.	Date & Time S
03.	Date & Time E
04.	Duration of Sa
05.	Dominant Win
06.	Average Wind
07.	Average flow
08.	Average flow
09.	Average flow
10.	Permissible
11.	Measured Co
12.	Permissible
13.	Measured Co
14.	Permissible
15.	Measured Co
16.	Permissible
17.	Measured Co
18.	Permissible
19.	Measured Co

RDS (APM - 217 BL), (2) 3 Nos. of Gaseous Sampler (AAS 108) (3) 3 Nos. PM 2.5 Sampler (AAS 127)
 2016
 per NAAQ Standard 16th November 2009.

B.D.L= Below Detectable Limit

Instrument used : (1) 3 Nos
 All Calibration due on : 25/0
 *Permissible Limits are as p



Royal

Environment Auditing & Consultancy Service

303-304, Shivalik-7, B/s. Bal Adalat, Gondal Road, RAJKOT - 360 002.

Ph.: +91 281 2360695 ■ E-mail : royaleenvironment@live.com ■ admin@royalconsultancy.com

Ref. No. : 014/04/2016-17

Date : 03/05/2016

AMBIENT AIR QUALITY MONITORING REPORT

Name of company : JINDAL SAW LIMITED

Village: Samaghogha,

Tal. : Mundra, Dist. Kutch

Test Method : As per IS Standards - 5182_2/6/10/23

Sr.No.	Particulars	Unit	AAQM - 1 (S)	AAQM - 2 (SSW)	AAQM - 3 (WSW)	AAQM - 4 (NW)
01.	Location of Ambient	----	Old Colony (Nr. Environment Laboratory)	Nr. Rain Water Harvesting Pond	LPG Yard (Nr. Water Reservoir)	Between Sinter - 2 & Spiral - 2
02.	Date of sampling	----	12/04/2016	12/04/2016	13/04/2016	13/04/2016
03.	Time of sampling	----	8.00	8.20	8.15	8.35
04.	Duration of Sampling	Min.	1440.00	1440.00	1440.00	1440.00
05.	Dominant Wind Direction (From)	----	WNW	WNW	WNW	WNW
06.	Average Wind Speed	Km/Hr.	8.4	8.4	6.7	6.7
07.	Average flow rate during sampling	m3/Hr.	1.0	1.0	1.0	1.0
08.	Average flow rate for Gas sampling	LPM	0.2	0.2	0.2	0.2
09.	Permissible limits for PM 10*	µg/m3	100	100	100	100
10.	Measured Concentration of PM 10	µg/m3	30	42	40	46
11.	Permissible limits for PM 2.5*	µg/m3	60	60	60	60
12.	Measured Concentration of PM 2.5	µg/m3	14	19	16	15
13.	Permissible limits for SO ₂ *	µg/m3	80	80	80	80
14.	Measured Concentration of SO ₂	µg/m3	1.9	2.8	3.4	3.1
15.	Permissible limits for NO ₂ *	µg/m3	80	80	80	80
16.	Measured Concentration of NO ₂	µg/m3	8.1	11.3	10.4	9.3
17.	Permissible limit for CO **	µg/m3	2000	2000	2000	2000
18.	Measured Concentration of CO	µg/m3	BDL	BDL	BDL	BDL

Instrument used : (1) Ecotech make 3 Nos. RDS (APM - 217 BL), (2) 3 Nos. Gaseous Sampling Kit (APM 109), & 3 Nos. PM 2.5 Sampler (AAS 127)

All Calibration due on : 25/05/2016

BDL= Below Detectable Limit

*Permissible Limits are as per NAAQ Standard 16th November 2009.



Munaj
Analyst



Royal

Environment Auditing & Consultancy Service

303-304, Shivalik-7, B/s. Bal Adalat, Gondal Road, RAJKOT - 360 002.

Ph.: +91 281 2360695 ■ E-mail : royalsenvironment@live.com ■ admin@royalconsultancy.com

Ref. No. : 015/04/2016-17

Date : 03/05/2016

AMBIENT AIR QUALITY MONITORING REPORT

Name of company : JINDAL SAW LIMITED
Village: Samaghogha,
Tal. : Mundra, Dist. Kutch

Test Method : As per IS Standards - 5182_2/6/10/23

Sr. No.	Particulars	Unit	AAQM - 5 (NE)	AAQM - 6 (SE)	AAQM - 7 (ESE)	AAQM - 8 (E)
01.	Location of Ambient	----	Vikashpuram Colony	Savitri Vihar Colony (Shopping Centre)	VIP Guest House	Main Gate
02.	Date of sampling	----	14/04/2016	14/04/2016	15/04/2016	15/04/2016
03.	Time of sampling	----	8.25	8.40	8.50	9.00
04.	Duration of Sampling	Min.	1440.00	1440.00	1440.00	1440.00
05.	Dominant Wind Direction (From)	----	W	W	W	W
06.	Average Wind Speed	Km/Hr.	5.9	5.9	8.8	8.8
07.	Average flow rate during sampling	m3/Hr.	1.0	1.0	1.0	1.0
08.	Average flow rate for Gas sampling	LPM	0.2	0.2	0.2	0.2
09.	Permissible limits for PM 10*	µg/m3	100	100	100	100
10.	Measured Concentration of PM 10	µg/m3	34	42	47	50
11.	Permissible limits for PM 2.5*	µg/m3	60	60	60	60
12.	Measured Concentration of PM 2.5	µg/m3	15	18	20	24
13.	Permissible limits for SO ₂ *	µg/m3	80	80	80	80
14.	Measured Concentration of SO ₂	µg/m3	4.2	3.2	2.3	9.4
15.	Permissible limits for NO ₂ *	µg/m3	80	80	80	80
16.	Measured Concentration of NO ₂	µg/m3	10.7	11.2	14.3	16.7
17.	Permissible limit for CO **	µg/m3	2000	2000	2000	2000
18.	Measured Concentration of CO	µg/m3	BDL	BDL	BDL	BDL

Instrument used : (1) Ecotech make 3 Nos. RDS (APM - 217 BL), (2) 3 Nos. Gaseous Sampling Kit (APM 109), & 3 Nos. PM 2.5 Sampler (AAS 127)

All Calibration due on : 25/05/2016

BDL= Below Detectable Limit

*Permissible Limits are as per NAAQ Standard 16th November 2009.



Murug
Analyst



Royal

Environment Auditing & Consultancy Service

303-304, Shivallik-7, B/s. Bal Adalat, Gondal Road, RAJKOT - 360 002.

Ph.: +91 281 2360695 ■ E-mail : royalenvironment@live.com ■ admin@royalconsultancy.com

Ref. No. :016/04/2016-17

Date : 03/05/2016

FUGITIVE EMISSION MONITORING REPORT

Name of company : JINDAL SAW LIMITED

Village: Samaghogha,


Tal. : Mundra, Dist. Kutch

Test Method : As per IS Standards - 5182_Part - 2/6/10/23/22

Sr. No.	Particulars	Unit	A - 1	A - 2	A - 3
01.	Location of Ambient	----	RMH Junction House	RMH Stock House	Sinter RMH Yard
02.	Date of sampling	----	19/04/2016	19/04/2016	20/04/2016
03.	Time of sampling	----	8.10	8.25	8.00
04.	Duration of Sampling	Hr.	8.00	8.00	8.00
05.	Dominant Wind Direction (From)	----	WSW	WSW	WSW
06.	Average Wind Speed	Km/Hr.	7	7	6.4
07.	Average flow rate during sampling	m ³ /Hr.	1.0	1.0	1.0
08.	Average flow rate for Gas sampling	LPM	0.2	0.2	0.2
09.	Permissible limits for PM 10*	µg/m ³	3000	3000	3000
10.	Measured Concentration of PM 10	µg/m ³	1576	1644	1326
11.	Permissible limits for SO₂*	µg/m ³	150	150	150
12.	Measured Concentration of SO ₂	µg/m ³	14.7	13.6	15.5
13.	Permissible limits for NO₂*	µg/m ³	120	120	120
14.	Measured Concentration of NO ₂	µg/m ³	27.6	28.1	26.7
15.	Permissible limit for CO **	µg/m ³	2000	2000	2000
16.	Measured Concentration of CO	µg/m ³	BDL	BDL	BDL
17.	Permissible limit for Pb*	µg/m ³	2	2	2
18.	Measured Concentration of Pb	µg/m ³	ND	ND	ND

Instrument used : (1) 3 Nos. RDS (APM - 217 BL), (2) 3 Nos. Gaseous Sampler (APM 109)
All Calibration due on : 25/05/2016

BDL= Below Detectable Limit
ND= Not Detectable



Munraj
Analyst



Royal

Environment Auditing & Consultancy Service

303-304, Shivalik-7, B/s. Bal Adalat, Gondal Road, RAJKOT - 360 002.

Ph.: +91 281 2360695 ■ E-mail : royalenvironment@live.com ■ admin@royalconsultancy.com

Ref. No. :017/04/2016-17

Date : 03/05/2016

FUGITIVE EMISSION MONITORING REPORT

Name of company : JINDAL SAW LIMITED

Village: Samaghogha,

Tal. : Mundra, Dist. Kutch

Test Method : As per IS Standards - 5182_Part - 2/6/10/23/22

Sr. No.	Particulars	Unit	A - 4	A - 5	A - 6
01.	Location of Ambient	----	Sinter 2 Ground Hopper	DISP "CCM" Area	BF CAST HOUSE
02.	Date of sampling	----	20/04/2016	21/04/2016	21/04/2016
03.	Time of sampling	----	8.20	8.15	8.35
04.	Duration of Sampling	Hr.	8.00	8.00	8.00
05.	Dominant Wind Direction (From)	----	WSW	WNW	WNW
06.	Average Wind Speed	Km/Hr.	6.4	6.8	6.8
07.	Average flow rate during sampling	m3/Hr.	1.0	1.0	1.0
08.	Average flow rate for Gas sampling	LPM	0.2	0.2	0.2
09.	Permissible limits for PM 10*	µg/m3	3000	3000	3000
10.	Measured Concentration of PM 10	µg/m3	852	543	1497
11.	Permissible limits for SO2*	µg/m3	150	150	150
12.	Measured Concentration of SO2	µg/m3	12.5	16.6	13.2
13.	Permissible limits for NO2*	µg/m3	120	120	120
14.	Measured Concentration of NO2	µg/m3	23.4	29.3	27.4
15.	Permissible limit for CO **	µg/m3	2000	2000	2000
16.	Measured Concentration of CO	µg/m3	BDL	BDL	BDL
17.	Permissible limit for Pb*	µg/m3	2	2	2
18.	Measured Concentration of Pb	µg/m3	ND	ND	ND

Instrument used : (1) 3 Nos. RDS (APM - 217 BL), (2) 3 Nos. Gaseous Sampler (APM 109)

All Calibration due on : 25/05/2016

BDL= Below Detectable Limit

ND= Not Detectable



Muney
Analyst



Royal

Environment Auditing & Consultancy Service

303-304, Shivalik-7, B/s. Bal Adalat, Gondal Road, RAJKOT - 360 002.

Ph.: +91 281 2360695 ■ E-mail : royalsenvironment@live.com ■ admin@royalconsultancy.com

Ref. No. : 018/04/2016-17

Date : 03/05/2016

Performance Evaluation of Air Pollution Control Equipments

Sinter Plant-1 (GPCB ID 35456)

Name of company : JINDAL SAW LIMITED,

Village: Samaghogha,

Tal. : Mundra, Dist. Kutch


Test Method : As per IS Standards - 11255_Part - 1/3

Sr. No.	Particulars	Unit	S - 1	S - 2	S - 3	S - 6
01	Date of Sampling	---	09/04/2016	Not in operation during visit	07/04/2016	07/04/2016
02	Attached to	---	Fuel & Flux crusher & screening building	Fuel & Flux crushing house	Sinter Furnace	Discharge end
03	Stack Height	Meter	32	27	50	32
04	Stack Diameter	Meter	1.4	1.4	2.0	1.3
05	Stack Temperature	°C	53	...	136	120
06	Ambient Temperature	°C	37	...	33	35
07	Average Velocity of Flue Gases	m/sec.	26.5	...	37.8	33.1
08	IsoKinetic Flowrate for Sampling	LPM	12	...	13	12
09	Inlet	mg/Nm ³	2879	...	4142	3752
10	Outlet	mg/Nm ³	33	...	59	40
11	Efficiency	%	98.85	...	98.58	98.93

Instrument Used : Stack Monitoring Kit - Ecotech make - ESS 100

Calibration due on 25/09/2016

Royal Environment Auditing & Consultancy Service



Manoj
Analyst



Royal

Environment Auditing & Consultancy Service

303-304, Shivalik-7, B/s. Bal Adalat, Gondal Road, RAJKOT - 360 002.

Ph.: +91 281 2360695 ■ E-mail : royalenvironment@live.com ■ admin@royalconsultancy.com

Ref. No. : 019/04/2016-17

Date : 03/05/2016

Blast Furnace Plant-1(GPCB ID:18037)

Name of company : JINDAL SAW LIMITED,

Village: Samaghogha,

Tal. : Mundra, Dist. Kutch

Test Method : As per IS Standards - 11255_Part - 1/3

Sr. No.	Particulars	Unit	S - 1
01	Date of Sampling	---	08/04/2016
02	Attached to	---	De-dusting System
03	Stack Height	Meter	35
04	Stack Duct Diameter	Meter	1.4
05	Stack Temperature	°C	56
06	Ambient Temperature	°C	30
07	Average Velocity of Flue Gases	m/sec.	14.9
08	IsoKinetic Flowrate for Sampling	LPM	25
09	Inlet	mg/Nm ³	993
10	Outlet	mg/Nm ³	5
11	Efficiency	%	99.50

Instrument Used : Stack Monitoring Kit - Ecotech make - ESS 100

Calibration due on 25/09/2016





Royal

Environment Auditing & Consultancy Service

303-304, Shivalik-7, B/s. Bal Adalat, Gondal Road, RAJKOT - 360 002.

Ph.: +91 281 2360695 ■ E-mail : royalenvironment@live.com ■ admin@royalconsultancy.com

Ref. No. : 020/04/2016-17

Date : 03/05/2016

Performance Evaluation of Air Pollution Control Equipments Sinter Plant-2 (GPCB ID:29017)

Name of company : JINDAL SAW LIMITED,
Village: Samaghogha,
Tal. : Mundra, Dist. Kutch

Test Method : As per IS Standards - 11255_Part - 1/3

Sr. No.	Particulars	Unit	S - 1	S - 2	S - 3	S - 7	S - 9	S-10
01	Date of Sampling	---	23/04/2016	Not in operation	23/04/2016	05/04/2016	05/04/2016	12/04/2016
02	Attached to	---	Fuel crushing de- duster system (Fuel)	Fuel crushing de- duster system (Flux)	Fuel screening deduster system (Flux screening)	Sinter Furnace	Discharging end of Sinter de- dusting System	Pulverised Coal Injection
03	Stack Height	Meter	30	30	30	50	50	32
04	Stack Diameter	Meter	0.7	0.7	0.7	2.0	1.3	1.0
05	Stack Temperature	°C	48	50	148	110	142
06	Ambient Temperature	°C	37	37	31	35	38
07	Average Velocity of Flue Gases	m/sec.	14.8	13.9	37.8	38.2	15.7
08	IsoKinetic Flowrate for Sampling	LPM	26	24	13	14	21
09	Inlet	mg/Nm ³	2637	2832	4069	3441	2637
10	Outlet	mg/Nm ³	22	34	48	26	24
11	Efficiency	%	99.17	98.80	98.82	99.24	99.09

Instrument Used : Stack Monitoring Kit - Ecotech make - ESS 100
Calibration due on 25/09/2016

Royal Environment Auditing & Consultancy Service

Signature



Munna
Analyst



Royal

Environment Auditing & Consultancy Service

303-304, Shivalik-7, B/s. Bal Adalat, Gondal Road, RAJKOT - 360 002.

Ph.: +91 281 2360693 ■ E-mail : royaleenvironment@live.com ■ admin@royalconsultancy.com

Ref. No. : 021/04/2016-17

Date : 03/05/2016

Performance Evaluation of Air Pollution Control Equipments Pipe Plant (GPCB ID:18036)

Name of company : JINDAL SAW LIMITED,
Village: Samaghogha,
Tal. : Mundra, Dist. Kutch

Test Method : As per IS Standards - 11255_Part - 1/3

Sr. No.	Particulars	Unit	S - 7	S - 8	S - 12	S - 18	S - 22
01	Date of Sampling	---	11/04/2016	20/04/2016	12/04/2016	13/04/2016	13/04/2016
02	Attached to		Common stack Sand Reclamation	Mg Converter - I & II	Core Cleaning & Dusting - I	Core Cleaning & Dusting - II	Mg Converter - III
03	Stack Height	Meter	32	30	30	30	30
04	Stack Diameter	Meter	0.9	0.5	0.6	0.6	0.5
05	Stack Temperature	°C	115	56	51	54	103
06	Ambient Temperature	°C	36	37	37	37	32
07	Average Velocity of Flue Gases	m/sec.	36.4	16.5	15.8	16.2	14.3
08	IsoKinetic Flowrate for Sampling	LPM	13	28	27	28	21
09	Inlet	mg/Nm ³	4151	4532	3914	4113	4389
10	Outlet	mg/Nm ³	49	38	38	46	43
11	Efficiency	%	98.82	99.16	99.03	98.88	99.02

Instrument Used : Stack Monitoring Kit - Ecotech make - ESS 100
Calibration due on 25/09/2016

Royal Environment Auditing & Consultancy Service

Signature



Mung
Analyst



Royal

Environment Auditing & Consultancy Service

303-304, Shivalki-7, B/s. Bai Adalat, Gondal Road, RAJKOT - 360 002.

Ph.: +91 281 2360695 ■ E-mail : royalsenvironment@live.com ■ admin@royalconsultancy.com

Ref. No. : 022/04/2016-17

Date : 03/05/2016

Performance Evaluation of Air Pollution Control Equipments Pipe Plant (GPCB ID:18036)

Name of company : JINDAL SAW LIMITED,

Village: Samaghogha,

Tal. : Mundra, Dist. Kutch


Test Method : As per IS Standards - 11255_Part - 1/3

Sr. No.	Particulars	Unit	S - 9	S - 10	S - 15	S - 16	S - 20	S - 21	S - 23
01	Date of Sampling	---	12/04/2016	Not in operation during visit	15/04/2016	Not in operation during visit	17/04/2016	Not in operation during visit	16/04/2016
02	Attached to	---	Zinc Coating - I	Barrel Grinding-I	Zinc Coating - II	Barrel Grinding-II	Zinc Coating - III	Barrel Grinding-III	Zinc Coating - IV & V
03	Stack Height	Meter	30	30	30	30	30	30	30
04	Stack Duct Diameter	Meter	0.6	0.6	0.6	0.6	0.6	0.5	0.9
05	Stack Temperature	°C	51	...	48	...	46	...	49
06	Ambient Temperature	°C	36	...	33	...	36	...	35
07	Average Velocity of Flue Gases	m/sec.	15.1	...	15.7	...	26.4	...	11.6
08	IsoKinetic Flowrate for Sampling	LPM	26	...	27	...	12	...	20
09	Inlet	mg/Nm ³	1829	...	2031	...	1917	...	1521
10	Outlet	mg/Nm ³	12	...	15	...	17	...	13
11	Efficiency	%	99.34	...	99.26	...	99.11	...	99.15

Instrument Used : Stack Monitoring Kit - Ecotech make - ESS 100

Calibration due on 25/09/2016

Royal Environment Auditing & Consultancy Service



Munshi
Analyst



Royal

Environment Auditing & Consultancy Service

303-304, Shivalik-7, B/s. Bal Adalat, Gondal Road, RAJKOT - 360 002.

Ph.: +91 281 2360695 ■ E-mail : royalerenvironment@live.com ■ admin@royalconsultancy.com

Ref. No. : 023/04/2016-17

Date : 03/05/2016

Performance Evaluation of Air Pollution Control Equipments

Pipe Plant (SDP-2) (GPCB ID:18036)

Name of company : JINDAL SAW LIMITED,

Village: Samaghogha,

Tal. : Mundra, Dist. Kutch

Test Method : As per IS Standards - 11255_Part - 1/3

Sr. No.	Particulars	Unit	S - 1	S - 5	S - 6	S-8
01	Date of Sampling	---	18/04/2016	18/04/2016	18/04/2016	23/04/2016
02	Attached to	---	Mg Treatment	Zinc Coating	Tri-Grinding	Zinc Coating machine
03	Stack Height	Meter	30	30	30	30
04	Stack Duct Diameter	Meter	1.00	1.00	1.00	0.8
05	Stack Temperature	°C	54	43	40	42
06	Ambient Temperature	°C	32	36	36	34
07	Average Velocity of Flue Gases	m/sec.	12.8	12.2	11.7	7.6
08	IsoKinetic Flowrate for Sampling	LPM	22	22	21	13
09	Inlet	mg/Nm ³	3115	3094	2813	1597
10	Outlet	mg/Nm ³	36	30	16	14
11	Efficiency	%	98.84	99.03	99.43	99.12

Instrument Used : Stack Monitoring Kit - Ecotech make - ESS 100

Calibration due on 25/09/2016

Royal Environment Auditing & Consultancy Service



Muney
Analyst



Royal

Environment Auditing & Consultancy Service

303-304, Shivalik-7, B/s. Bal Adalat, Gondal Road, RAJKOT - 360 002.

Ph.: +91 281 2360695 ■ E-mail : royalservice@live.com ■ admin@royalconsultancy.com

Ref. No. : 024/04/2016-17

Date : 03/05/2016

Performance Evaluation of Air Pollution Control Equipments

Blast Furnace Plant-2 (GPCB ID:29026)

Name of company : JINDAL SAW LIMITED,

Village: Samaghogha,

Tal. : Mundra, Dist. Kutch

Test Method : As per IS Standards - 11255_Part - 1/3

Sr. No.	Particulars	Unit	S - 1	S - 4	S - 5
01	Date of Sampling	---	06/04/2016	06/04/2016	06/04/2016
02	Attached to	---	Dedusting System	Coke fine building dust collecting system	Iron Ore fine & Dust Collecting System
03	Stack Height	Meter	40	30	30
04	Stack Duct Diameter	Meter	1.5	0.85	0.65
05	Stack Temperature	°C	59	65	41
06	Ambient Temperature	°C	30	33	34
07	Average Velocity of Flue Gases	m/sec.	37.3	15.5	15.2
08	IsoKinetic Flowrate for Sampling	LPM	16	26	27
09	Inlet	mg/Nm ³	4451	1524	1182
10	Outlet	mg/Nm ³	33	6	5
11	Efficiency	%	99.26	99.61	99.58

Instrument Used : Stack Monitoring Kit - Ecotech make - ESS 100

Calibration due on 25/09/2016

Royal Environment Auditing & Consultancy Service



Munsey
Analyst



Royal

Environment Auditing & Consultancy Service

303-304, Shivalik-7, B/s. Bal Adalat, Gondal Road, RAJKOT - 360 002.

Ph.: +91 281 2360695 ■ E-mail : royaleenvironment@live.com ■ admin@royalconsultancy.com

Ref. No. :025/04/2016-17

Date : 03/05/2016

STACK EMISSION MONITORING RESULTS

Sinter Plant - 1(GPCB ID:35456)

Name of company : JINDAL SAW LIMITED,
Village: Samaghogha,
Tal. : Mundra, Dist. Kutch

Test Method : As per IS Standards - 11255_Part - 1/2/3/7

Sr. No.	Particulars	Unit	S - 1	S - 2	S - 3	S - 4	S - 5	S - 6
01	Date of Sampling	---	09/04/2016	Not in operation during visit	07/04/2016	NA	NA	07/04/2016
02	Time of sampling	---	14.30		9.10			10.40
03	Stack Attached to	---	Fuel & Flux Crusher and Screening building	Fuel & Flux Crushing House	Sinter Furnace	Primary Mixture House	Secondary Mixture House	Discharge End
04	Air Pollution Control Measures	---	Bag Filter	Bag Filter	ESP	ESP
05	Stack Height	Meter	32.0	27.00	50	19.75	36.08	32
06	Stack Diameter	Meter	1.40	1.40	2.0	1.25	1.25	1.30
07	Stack Temperature	°C	41	142	129
08	Ambient Temperature	°C	37	33	35
09	Average Velocity of Flue Gases	m/sec.	4.8	9.6	18.9
10	Isokinetic flow rate for P.M. Sampling	LPM	20	13	27
11	Gaseous Sampling Flow Rate	LPM	2.0
12	Permissible limits for PM	mg/Nm ³	150	150	150	150	150	150
13	Measured Concentration of PM.	mg/Nm ³	33	...	59	40
14	Permissible limits for SO ₂	ppm	NA	NA	100	NA	NA	NA
15	Measured Concentration of SO ₂	ppm	ND
16	Permissible limits for NO _x	ppm	NA	NA	50	NA	NA	NA
17	Measured Concentration of NO _x	ppm	4.6

Note : Minimum Detectable Limit of SO₂ & No_x is 0.1 and 0.01 ppm respectively.

Instrument Used : Stack Monitoring Kit - Ecotech make - ESS 100

Calibration due on : 25/09/2016

NA= Not Applicable



Mahesh
Analyst



Royal

Environment Auditing & Consultancy Service

303-304, Shivalik-7, B/s. Bal Adalat, Gondal Road, RAJKOT - 360 002.

Ph.: +91 281 2360695 ■ E-mail : royalservice@live.com ■ admin@royalconsultancy.com

Ref. No.: 026/04/2016-17

Date : 03/05/2016

STACK EMISSION MONITORING RESULTS

Sinter Plant -2 (GPCB ID:29017)

Name of company : JINDAL SAW LIMITED,

Village: Samaghogha,

Tal. : Mundra, Dist. Kutch

Test Method : As per IS Standards - 11255_Part - 1/2/3/7

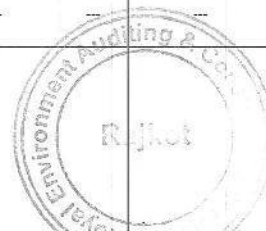
Sr. No. Particulars	Unit	S - 1	S - 2	S - 3	S - 4	S - 5	S - 6	S - 7	S - 8	S - 9	S - 10
01 Date of Sampling	---	Not In Operation During The Visit	23/04/2016	23/04/2016	Not In Operation During The Visit	NA	NA	05/04/2016	Not In Operation During The Visit	05/04/2016	12/04/2016
02 Time of sampling	Hr.		15.30	16.45				8.50		10.15	15.10
03 Stack Attached to	---	Fuel crushing de-duster system (Flux)	Fuel crushing de-duster system(Fuel)	Fuel Screening deduster System (Flux Screening)	No. 1 Transfer Station De-duster System	Primary Mixer De-duster system	Secondary Mixer De-duster system	Sinter Furnace	Transfer station no. 4 & 5 dedusting system	Discharging End of sinter de-dusting system	Pulverized Coal Injection
04 Air Pollution Control Measures	---	Dust Collector	Dust Collector	Dust Collector	Dust Collector	Dust Collector	Dust Collector	ESP	Dust Collector	ESP	Bag Filter
05 Stack Height	Meter	30	30	30	30	20	30	50	30	50	32
06 Stack Diameter	Meter	0.7	0.7	0.7	0.7	---	---	2	---	1.3	1.00
07 Stack Temperature	°C	---	37	39	---	---	---	155	---	117	131
08 Ambient Temperature	°C	---	37	37	---	---	---	31	---	35	38
09 Average Velocity of Flue Gases	m/sec.	---	11.3	7.6	---	---	---	13.6	---	35.2	11.8
10 Isokinetic flow rate for P.M. Sampling	LPM	---	20	14	---	---	---	18	---	13	16
11 Gaseous Sampling Flow Rate	LPM	---	---	---	---	---	---	2.0	---	---	2.0
12 Permissible limits for PM	mg/Nm3	150	150	150	150	150	150	150	150	150	150
13 Measured Concentration of PM	mg/Nm3	---	22	34	---	---	---	48	---	36	24
14 Permissible limits for SO2	ppm	NA	NA	NA	NA	NA	NA	100	NA	NA	100 (ppm)
15 Measured Concentration of SO2	ppm	---	---	---	---	---	---	ND	---	---	1.61
16 Permissible limits for NOx	ppm	NA	NA	NA	NA	NA	NA	50	NA	NA	50 (ppm)
17 Measured Concentration of NOx	ppm	---	---	---	---	---	---	5.7	---	---	0.95

Note : Minimum Detectable Limit of SO2 & Nox is 0.1 and 0.01 ppm respectively.

Instrument Used : Stack Monitoring Kit - Ecotech make - ESS 100

Calibration due on : 25/09/2016

NA= Not Applicable



Munaj
Analyst



Royal

Environment Auditing & Consultancy Service

303-304, Shivalik-7, B/s. Bal Adalat, Gondal Road, RAJKOT - 360 002.

Ph.: +91 281 2360695 ■ E-mail : royaleenvironment@live.com ■ admin@royalconsultancy.com

Ref. No. :027/04/2016-17

Date : 03/05/2016

STACK EMISSION MONITORING RESULTS

BLAST FURNACE - 2 (GPCB ID:29026)

Name of company : JINDAL SAW LIMITED,
Village: Samaghogha,
Tal. : Mundra, Dist. Kutch

Test Method : As per IS Standards - 11255_Part - 1/2/3/7

Sr. No.	Particulars	Unit	S - 1	S - 2	S - 3	S - 4	S - 5
01	Date of Sampling	---	06/04/2016	06/04/2016	Monitoring Not Possible	06/04/2016	06/04/2016
02	Time of sampling	Hr.	9.10	8.00		10.30	11.50
03	Stack Attached to	---	Dedusting System	Stove Stack	Flare Stack	Coke fine building dust collecting system	Iron Ore fine & Dust Collecting System
04	Air Pollution Control Measures	---	Bag Filter	---	---	Bag Filter	Bag Filter
05	Stack Height	Meter	40.0	65.0	45	30.0	30.0
06	Stack Diameter	Meter	1.5	2.250	---	---	0.85
07	Stack Temperature	°C	46	228	---	56	37
08	Ambient Temperature	°C	30	28	---	33	34
09	Average Velocity of Flue Gases	m/sec.	31.4	2.5	---	12.8	10.6
10	Isokinetic flow rate for P.M. Sampling	LPM	14	6	---	22	19
11	Gaseous Sampling Flow Rate	LPM	---	---	---	---	---
12	Permissible limits for PM	mg/Nm3	150	150	150	150	150
13	Measured Concentration of PM.	mg/Nm3	33	3	---	6	5
14	Permissible limits for SO2	mg/Nm3	NA	NA	NA	NA	NA
15	Measured Concentration of SO2	mg/Nm3	---	---	---	---	---
16	Permissible limits for NOx	mg/Nm3	NA	NA	NA	NA	NA
17	Measured Concentration of Nox	mg/Nm3	---	---	---	---	---

Note : Minimum Detectable Limit of SO2 & Nox is 0.1 and 0.01 ppm respectively.

Instrument Used : Stack Monitoring Kit - Ecotech make - ESS 100

Calibration due on 25/09/2016

NA=Not Applicable



Muney
Analyst



Royal

Environment Auditing & Consultancy Service

303-304, Shivalik-7, B/s. Bai Adalat, Gondal Road, RAJKOT - 360 002.

Ph.: +91 281 2360695 ■ E-mail : royalservice@live.com ■ admin@royalconsultancy.com

Ref. No. : 028/04/2016-17

Date : 03/05/2016

STACK EMISSION MONITORING RESULTS

BLAST FURNACE-1 (GPCB ID:18037)

Name of company : JINDAL SAW LIMITED,

Village: Samaghogha,

Tal. : Mundra, Dist. Kutch

Test Method : As per IS Standards - 11255_Part - 1/2/3/7

Sr. No.	Particulars	Unit	S - 1	S - 2	S - 3	S - 4	S - 5
01	Date of Sampling	---	08/04/2016	09/04/2016	09/04/2016	08/04/2016	Monitoring Not Possible
02	Time of sampling	Hr.	9.45	8.50	10.10	8.15	
03	Stack Attached to	---	Dedusting System	Boiler - I	Boiler - II	Stove Stack	Flare Stack
04	Air Pollution Control Measures	---	Bag Filter	---	---	---	---
05	Stack Height	Meter	35.0	45	45	50.0	30
06	Stack Diameter	Meter	1.5	1.4	1.4	2.25	---
07	Stack Temperature	°C	43	175	177	221	---
08	Ambient Temperature	°C	30	29	33	28	---
09	Average Velocity of Flue Gases	m/sec.	12.1	4.6	4.8	3.6	---
10	Isokinetic flow rate for P.M. Sampling	LPM	21	13	14	9	---
11	Gaseous Sampling Flow Rate	LPM	2.0	2.0	2.0	2.0	---
12	Permissible limits for PM	mg/Nm ³	150	150	150	150	150
13	Measured Concentration of PM.	mg/Nm ³	5	17	12	2	---
14	Permissible limits for SO ₂	mg/Nm ³	40	40	40	40	40
15	Measured Concentration of SO ₂	mg/Nm ³	ND	ND	ND	ND	---
16	Permissible limits for NO _x	mg/Nm ³	25	25	25	25	25
17	Measured Concentration of Nox	mg/Nm ³	ND	ND	ND	ND	---

Note : Minimum Detectable Limit of SO₂ & Nox is 0.1 and 0.01 ppm respectively.

Instrument Used : Stack Monitoring Kit - Ecotech make - ESS 100

Calibration due on 25/09/2016

N.D=Not Detectable

Royal Environment Auditing & Consultancy Service



Mehraj
Analyst



Royal

Environment Auditing & Consultancy Service

303-304, Shivalik-7, B/s. Bal Adalat, Gondal Road, RAJKOT - 360 002.

Ph.: +91 281 2360695 ■ E-mail : royalsenvironment@live.com ■ admin@royalconsultancy.com

Ref. No. : 029/04/2016-17

Date : 03/05/2016

STACK EMISSION MONITORING RESULTS

Captive Power Plant (GPCB ID:18037)

Name of company : JINDAL SAW LIMITED,

Village: Samaghogha,

Tal. : Mundra, Dist. Kutch

Test Method : As per IS Standards - 11255_Part - 1/2/3/7


Sr. No.	Particulars	Unit	S - 1	S - 2	S - 3	S - 4
01	Date of Sampling	---	09/04/2016	06/04/2016	Not In Operation During The Visit	04/04/2016
02	Time of sampling	Hr.	15.10	16.00		15.15
03	Stack Attached to	---	6000 KVA D.G.	3240 KVA D.G.	3240 KVA D.G.	1180 KVA D.G.
04	Air Pollution Control Measures	---	---	---	---	---
05	Stack Height	Meter	57.0	35	35	35
06	Stack Diameter	Meter	1.984	1.484	1.484	0.980
07	Stack Temperature	°C	276	251	---	238
08	Ambient Temperature	°C	37	37	---	37
09	Average Velocity of Flue Gases	m/sec.	36.8	32.6	---	31.5
10	Isokinetic flow rate for P.M. Sampling	LPM	9	9	---	9
11	Gaseous Sampling Flow Rate	LPM	2.0	2.0	---	2.0
12	Permissible limits for PM	mg/Nm ³	150	150	150	150
13	Measured Concentration of PM.	mg/Nm ³	53	57	---	49
14	Permissible limits for SO ₂	ppm	100	100	100	100
15	Measured Concentration of SO ₂	ppm	34.5	31.6	---	28.6
16	Permissible limits for Nox	ppm	50	50	50	50
17	Measured Concentration of Nox	ppm	27.2	25.3	---	21.7

Note : Minimum Detectable Limit of SO₂ & Nox is 0.1 and 0.01 ppm respectively.

Instrument Used : Stack Monitoring Kit - Ecotech make - ESS 100

Calibration due on 25/09/2016

Royal Environment Auditing & Consultancy Service



Mangal
Analyst



Royal

Environment Auditing & Consultancy Service

303-304, Shivalik-7, B/s. Bal Adalat, Gondal Road, RAJKOT - 360 002.

Ph.: +91 281 2360695 ■ E-mail : royaleenvironment@live.com ■ admin@royalconsultancy.com

Ref. No. : C30/04/2016-17

Date : 03/05/2016

STACK EMISSION MONITORING RESULTS

Pipe Plant (GPCB ID:18036)

Name of company : JINDAL SAW LIMITED,
Village: Samaghogha,
Tal. : Mundra, Dist. Kutch

Test Method : As per IS Standards - 11255_Part - 1/2/3/7

Sr. No.	Particulars	Unit	S - 11	S - 17	S - 25	S - 26	S - 27
01	Date of Sampling	---	Not In Operation During The Visit	15/04/2016	17/04/2016	17/04/2016	Not In Operation During The Visit
02	Time of sampling	Hr.		15.00	9.15	10.20	
03	Stack Attached to	---	Bitumin Drying Oven - I	Common stack Bitumin Drying Oven - II & Boiler	Shot Blasing - I	Shot Blasing - II	Shot Blasing - III
04	Air Pollution Control Measures	---	---	---	Bag Filter	Bag Filter	Bag Filter
05	Stack Height	Meter	32.8	32.8	10.0	10.0	10.0
06	Stack Diameter	Meter	1.375	1.375	0.41	0.41	1.125
07	Stack Temperature	°C	---	157	38	39	---
08	Ambient Temperature	°C	---	38	32	34	---
09	Average Velocity of Flue Gases	m/sec.	---	4.3	12.4	11.6	---
10	Isokinetic flow rate for P.M. Sampling	LPM	---	13	22	21	---
11	Gaseous Sampling Flow Rate	LPM	---	2.0	2.0	2.0	---
12	Permissible limits for PM	mg/Nm ³	150	150	150	150	150
13	Measured Concentration of PM	mg/Nm ³	---	67	34	28	---
14	Permissible limits for SO ₂	mg/Nm ³	100 ppm	100 ppm	40	40	40
15	Measured Concentration of SO ₂	mg/Nm ³	---	26.3	ND	---	---
16	Permissible limits for Nox	mg/Nm ³	50 ppm	50 ppm	25	25	25
17	Measured Concentration of Nox	mg/Nm ³	---	24.7	ND	---	---

Note : Minimum Detectable Limit of SO₂ & Nox is 0.1 and 0.01 ppm respectively.

Instrument Used : Stack Monitoring Kit - Ecotech make - ESS 100

Calibration due on 25/09/2016

N.D= Not Detectable

Royal Environment Auditing & Consultancy Service



Mangj
Analyst



Royal

Environment Auditing & Consultancy Service

303-304, Shivalik-7, E/s. Bal Adalat, Gondal Road, RAJKOT - 360 002.

Ph.: +91 281 2360698 ■ E-mail : royaleenvironment@live.com ■ admin@royalconsultancy.com

Ref. No. : 031/04/2016-17

Date : 03/05/2016

STACK EMISSION MONITORING RESULTS

Pipe Plant (GPCB ID:18036)

Name of company : JINDAL SAW LIMITED,

Village: Samaghogha,

Tal. : Mundra, Dist. Kutch

Test Method : As per IS Standards - 11255_1/2/3/7

Sr. No.	Particulars	Unit	S - 8	S - 9	S - 15	S - 20	S - 22	S - 23
01	Date of Sampling	---	20/04/2016	12/04/2016	15/04/2016	17/04/2016	13/04/2016	16/04/2016
02	Time of sampling	Hr.	15.00	15.30	10.10	15.45	9.30	11.50
03	Stack Attached to	---	Common stack Mg Converter-I&II	Zn Coating - I	Zn Coating - II	Zn Coating - III	Mg Converter - III	Zn Coating - IV & V
04	Air Pollution Control Measures	---	Bag Filter	Cyclone Separator & Bag Filter	Cyclone Separator & Bag Filter	Cyclone Separator & Bag Filter	Bag Filter	Cyclone Separator & Bag Filter
05	Stack Height	Meter	30	30	30	30	30	30
06	Stack Diameter	Meter	0.5	0.6	0.6	0.6	0.5	0.9
07	Stack Temperature	°C	50	44	43	41	56	40
08	Ambient Temperature	°C	37	36	33	36	32	35
09	Average Velocity of Flue Gases	m/sec.	28.8	13.2	14.1	15.5	9.8	4.2
10	Isokinetic flow rate for P.M. Sampling	LPM	13	23	25	28	17	18
11	Gaseous Sampling Flow Rate	LPM	2.0	---	---	---	2.0	---
12	Permissible limits for PM	mg/Nm ³	150	20 (Zn)	20 (Zn)	20 (Zn)	150	20 (Zn)
13	Measured Concentration of PM	mg/Nm ³	38	12 (Zn)	15 (Zn)	17 (Zn)	43	13 (Zn)
14	Permissible limits for SO ₂	mg/Nm ³	40	NA	NA	NA	40	NA
15	Measured Concentration of SO ₂	mg/Nm ³	ND	---	---	---	ND	---
16	Permissible limits for Nox	mg/Nm ³	25	NA	NA	NA	25	NA
17	Measured Concentration of Nox	mg/Nm ³	1.5	---	---	---	1.1	---

Note : Minimum Detectable Limit of SO₂ & Nox is 0.1 and 0.01 ppm respectively.

Instrument Used : Stack Monitoring Kit - Ecotech make - ESS 100

Calibration due on 25/09/2016

N.A=Not Applicable



Mamraj
Analyst



Royal

Environment Auditing & Consultancy Service

303-304, Shivalik-7, B/s Bal Adalat, Gondal Road, RAJKOT - 360 002.

Ph.: +91 281 2360695 ■ E-mail : royaleenvironment@live.com ■ admin@royalconsultancy.com

Ref. No. : 032/04/2016-17

Date : 03/05/2016

STACK EMISSION MONITORING RESULTS

Pipe Plant (GPCB ID:18036)

Name of company : JINDAL SAW LIMITED,
Village: Samaghogha,
Tal. : Mundra, Dist. Kutch

Test Method : As per IS Standards - 11255_1/2/3/7

Sr. No.	Particulars	Unit	S - 1	S - 2	S - 3	S - 4	S - 5	S - 6	S - 12	S - 18
01	Date of Sampling	---	11/04/2016	11/04/2016	11/04/2016	11/04/2016	11/04/2016	11/04/2016	12/04/2016	13/04/2016
02	Time of sampling	Hr.	9.00	9.50	10.30	11.20	15.20	16.10	14.00	15.05
03	Stack Attached to	---	Core Shop-I	Core Shop-II	Core Shop-III	Core Shop-IV	Core Shop-V	Core Shop-VI	Core Cleaning & Dusting-I	Core Cleaning & Dusting-II
04	Air Pollution Control Measures	---	---	---	---	---	---	---	Bag Filter	Bag Filter
05	Stack Height	Meter	30	30	30	30	30	30	30	30
06	Stack Diameter	Meter	0.584	0.584	0.584	0.584	0.584	0.584	0.6	0.6
07	Stack Temperature	°C	36	35	39	37	38	40	43	45
08	Ambient Temperature	°C	30	32	35	35	36	36	37	37
09	Average Velocity of Flue Gases	m/sec.	4.6	4.1	4.4	5.7	5.2	4.9	12.9	13.5
10	Isokinetic flow rate for P.M. Sampling	LPM	19	17	18	23	21	20	23	24
11	Gaseous Sampling Flow Rate	LPM	2.0	2.0	2.0	2.0	2.0	2.0	2.0	2.0
12	Permissible limits for PM	mg/Nm3	150	150	150	150	150	150	150	150
13	Measured Concentration of PM	mg/Nm3	26	18	32	22	41	30	38	46
14	Permissible limits for SO2	mg/Nm3	40	40	40	40	40	40	40	40
15	Measured Concentration of SO2	mg/Nm3	2.3	1.7	1.9	2.1	2.5	2.9	ND	ND
16	Permissible limits for Nox	mg/Nm3	25	25	25	25	25	25	25	25
17	Measured Concentration of Nox	mg/Nm3	4.2	3.3	3.1	4.4	3.9	2.2	3.7	4.3

Note : Minimum Detectable Limit of SO2 & Nox is 0.1 and 0.01 ppm respectively.

Instrument Used : Stack Monitoring Kit - Ecotech make - ESS 100

Calibration due on 25/09/2016

N.D= Not Detectable

Royal Environment Auditing & Consultancy Service



Munish
Analyst



Royal

Environment Auditing & Consultancy Service

303-304, Shivallik-7, B/s. Bal Adalat, Gondal Road, RAJKOT - 360 002.

Ph.: +91 281 2360695 ■ E-mail : royalsenvironment@live.com ■ admin@royalconsultancy.com

Ref. No. : 034/04/2016-17

Date : 03/05/2016

STACK EMISSION MONITORING RESULTS Pipe Plant (SDP-2) (GPCB ID:18036)

Name of company : JINDAL SAW LIMITED,
Village: Samaghogha,
Tal. : Mundra, Dist. Kutch

Test Method : As per IS Standards - 11255_1/2/3/7

Sr. No.	Particulars	Unit	S - 1	S - 2	S - 3	S - 4	S - 5	S - 6	S - 7	S - 8
01	Date of Sampling	---	18/04/2016	19/04/2016	19/04/2016	19/04/2016	18/04/2016	18/04/2016	Not in operation during visit	23/04/2016
02	Time of sampling	Hr.	9.45	9.30	10.45	14.50	12.30	15.40		10.50
03	Stack Attached to	---	Magnesium Treatment	Socket Cleaning	Annealing Furnace - I	Annealing Furnace - II	Zinc Coating	Tri-Grinding Section	Pre & Post Heating	Zinc Coating Machine
04	Air Pollution Control Measures	---	Bag Filter	Bag Filter	---	---	Bag Filler	Bag Filter	---	---
05	Stack Height	Meter	30	30	45	45	30	30	30	30
06	Stack Diameter	Meter	1.00	0.50	0.85	0.85	1.00	1.00	0.85	1.20
07	Stack Temperature	°C	44	37	132	130	38	36	---	38
08	Ambient Temperature	°C	32	32	34	36	36	36	---	34
09	Average Velocity of Flue Gases	m/sec	3.4	2.9	3.8	3.5	3.9	2.3	---	3.7
10	Isokinetic flow rate for PM Sampling	LPM	14	12	12	11	16	9	---	15
11	Gaseous Sampling Flow Rate	LPM	---	---	2.0	2.0	---	---	---	---
12	Permissible limits for PM	mg/Nm ³	50	50	50	50	50	50	50	50
13	Measured Concentration of PM	mg/Nm ³	36	23	18	21	30 (Zn)	16	---	14
14	Permissible limits for SO ₂	PPM	NA	NA	100	100	NA	NA	NA	NA
15	Measured Concentration of SO ₂	PPM	---	---	3.8	3.2	---	---	---	---
16	Permissible limits for NO _x	PPM	NA	NA	50	50	NA	NA	NA	NA
17	Measured Concentration of NO _x	PPM	---	---	4.3	4.9	---	---	---	---

Note : Minimum Detectable Limit of SO₂ & No_x is 0.1 and 0.01 ppm respectively.
Instrument Used : Stack Monitoring Kit - Ecotech make - ESS 100
Calibration due on 25/09/2016

ND= Not Detectable
N.A= Not Applicable

Royal Environment Auditing & Consultancy Service

[Handwritten Signature]



[Handwritten Signature]
Analyst



Royal

Environment Auditing & Consultancy Service

303-304, Shivalik-7, B/s. Bal Adalat, Gondal Road, RAJKOT - 360 002.

Ph.: +91 281 2360695 ■ E-mail : royalsenvironment@live.com ■ admin@royalconsultancy.com

Ref. No. : 040/04/2016-17

Date : 03/05/2016

WORK ZONE NOISE LEVEL MEASUREMENT

SINTER PLANT- 1 (GPCB ID:35456)

Name of company : JINDAL SAW LIMITED,

Village: Samaghogha,

Tal. : Mundra, Dist. Kutch

Date of sampling : 15th April, 2016

Sr. No.	Location of Sampling	Value in dB(A)		
		Min.	Max.	Leq
1	Inside Control Room	42.9	48.4	44.7
2	Inside Mechanical Room	49.1	54.7	50.6
3	Inside Electrical Room	47.8	53.1	49.1
4	Inside Plant Office	52.1	59.6	54.5

Instruments used : Sound level meter, Model : SL - 4030 (Lutron Make)

Range : A - 30 to 80 dB, B-50 to 100 dB,C-80 to 130 dB.

Recalibration is due on : 25/09/2016

Royal Environment Auditing & Consultancy Service



Mehraj
Analyst



Royal

Environment Auditing & Consultancy Service

303-304, Shivalki-7, B/s. Baj Adalat, Gondal Road, RAJKOT - 360 002.

Ph.: +91 281 2360695 * E-mail : royalsenvironment@live.com * admin@royalconsultancy.com

Ref. No. : 041/04/2016-17

Date : 03/05/2016

WORK ZONE NOISE LEVEL MEASUREMENT BLAST FURNACE- 1 (GPCB ID:18037)

Name of company : JINDAL SAW LIMITED,

Village: Samaghogha,

Tal. : Mundra, Dist. Kutch

Date of sampling : 15th April, 2016

Sr. No.	Location of Sampling	Value in dB(A)		
		Min.	Max.	Leq
01.	Nr. Stock House	64.8	75.5	67.8
02.	Inside Control Room	46.3	55.8	48.5
03.	Inside Control room of Cast House	47.5	52.2	49.2
04.	Inside Laboratory	43.7	48.8	44.8
05.	Inside Control Room of Blower House	57.4	63.5	60.2
06.	Inside Control Room of CPP	53.7	62.7	55.4

Instruments used : Sound level meter, Model : SL - 4030 (Lutron Make)

Range : A - 30 to 80 dB, B-50 to 100 dB,C-80 to 130 dB.

Recalibration is due on : 25/09/2016

Royal Environment Auditing & Consultancy Service



Money
Analyst



Royal

Environment Auditing & Consultancy Service

303-304, Shivalk-7, B/s. Bal Adalat, Gondal Road, RAJKOT - 360 002.

Ph.: +91 281 2360695 ■ E-mail : royalenvironment@live.com ■ admin@royalconsultancy.com

Ref. No. : 042/04/2016-17

Date : 03/05/2016

WORK ZONE NOISE LEVEL MEASUREMENT PIPE PLANT (GPCB ID:18036)

Name of company : JINDAL SAW LIMITED,

Village: Samaghogha,

Tal. : Mundra, Dist. Kutch

Date of sampling : 15th April, 2016

Sr. No.	Location of Sampling	Value in dB(A)		
		Min.	Max.	Leq
01.	Inside Control Room of Annealing Furnace of DISP / SDP	49.6	54.4	52.2
02	Inside Control Room – Mill Area of Spiral Plant	61.1	65.2	62.3
03	Nr. Pipe Cutting Area of Spiral Plant	68.3	78.1	73.1
04	Inside JCO Plant	65.5	76.6	68.4
05	Inside DISP / SDP Plant	69.7	80.2	74.1
06	Inside Coating Plant	66.2	75.4	71.2
07	Nr. CCM SDP-2	65.3	73.3	67.7
08	Inside Control Room of Annealing Furnace of SDP-2	51.3	55.1	52.5
09	Nr. Zinc Coating SDP-2	67.5	78.6	73.4
10	Near Mould Shop	77.1	88.4	79.3

Instruments used : Sound level meter, Model : SL - 4030 (Lutron Make)

Range : A - 30 to 80 dB, B-50 to 100 dB, C-80 to 130 dB.

Recalibration is due on : 25/09/2016



Royal Environment Auditing & Consultancy Service

Munoj
Analyst



Royal

Environment Auditing & Consultancy Service

303-304, Shivalik-7, B/s. Bal Adalat, Gondal Road, RAJKOT - 360 002.

Ph.: +91 281 2360695 ■ E-mail : royaleenvironment@live.com ■ admin@royalconsultancy.com

Ref. No. : 043/04/2016-17

Date : 03/05/2016

AMBIENT NOISE LEVEL MEASUREMENT

Name of company : JINDAL SAW LIMITED,

Village: Samaghogha,

Tal. : Mundra, Dist. Kutch

Date of sampling : 16th April, 2016

Sr. No.	Location of Sampling	Value in dB(A) Day Time			Value in dB(A) Night Time		
		Min.	Max.	Leq	Min.	Max.	Leq
01.	Admin. Building	43.4	51.1	44.4	38.5	44.4	40.3
02.	Old Colony	37.5	42.2	39.1	34.3	40.5	35.2
03.	Nr. LPG Yard	53.3	61.6	54.5	49.6	55.5	51.3
04.	New Colony (School)	38.3	44.7	40.4	35.1	39.6	36.4
05.	Nr. SDP-2	57.6	65.1	58.5	54.2	60.4	56.1
06.	Nr. Coating Plant	55.1	64.2	59.4	52.5	62.1	55.4
07.	Nr. Gate No. 2	56.6	63.5	59.1	50.2	58.5	51.7
08.	Nr. Sinter Plant-1	61.3	66.2	62.5	54.5	60.2	56.2
09.	Nr. Sinter Plant-2	58.4	67.1	60.6	55.6	61.5	57.1
10.	Nr. Blast Furnace-1	57.3	61.6	58.1	52.5	59.3	54.4
11.	Nr. Blast Furnace-2	56.4	62.3	57.3	46.3	52.2	49.5
12.	Nr. Main Gate (Security Office)	44.2	53.2	46.1	40.4	45.6	42.3

Instruments used : Sound level meter, Model : SL - 4030 (Lutron Make)

Range : A - 30 to 80 dB, B-50 to 100 dB, C-80 to 130 dB.

Recalibration is due on : 25/09/2016





Royal

Environment Auditing & Consultancy Service

303-304, Shivalik-7, B/s. Bal Adalat, Gondal Road, RAJKOT - 360 002.

Ph.: +91 281 2360695 ■ E-mail : royalenvironment@live.com ■ admin@royalconsultancy.com

Ref. No. : 044/04/2016-17

Date : 03/05/2016

WORK ZONE NOISE LEVEL MEASUREMENT BLAST FURNACE - 2 (GPCB ID:29026)

Name of company : JINDAL SAW LIMITED,

Village: Samaghogha,

Tal. : Mundra; Dist. Kutch

Date of sampling : 15th April, 2016

Sr. No.	Location of Sampling	Value in dB(A)		
		Min.	Max.	Leq
01.	Inside Control Room	58.1	63.6	59.5
02.	Nr. Stock House	65.5	70.2	67.1
03.	C/R Blower House	66.3	75.3	69.4

Instruments used : Sound level meter, Model : SL - 4030 (Lutron Make)

Range : A - 30 to 80 dB, B-50 to 100 dB, C-80 to 130 dB.

Recalibration is due on : 25/09/2016

Royal Environment Auditing & Consultancy Service

Muney
Analyst





Royal

Environment Auditing & Consultancy Service

303-304, Shivalik-7, B/s. Bal Adalat, Gondal Road, RAJKOT - 360 002.

Ph.: +91 281 2360695 ■ E-mail : royalenvironment@live.com ■ admin@royalconsultancy.com

Ref. No. : 045/04/2016-17

Date : 03/05/2016

WORK ZONE NOISE LEVEL MEASUREMENT

SINTER PLANT - 2 (29017)

Name of company : JINDAL SAW LIMITED,

Village: Samaghogha,

Tal. : Mundra, Dist. Kutch

Date of sampling : 15th April, 2016

Sr. No.	Location of Sampling	Value in dB(A)		
		Min.	Max.	Leq
01.	Inside Control Room	51.4	53.6	52.1
02.	Inside Operator Room	60.3	65.7	61.6
03.	Near Proportioning Bulding	64.5	66.6	66.5
04.	Near Crusher House	68.6	76.5	71.1

Instruments used : Sound level meter, Model : SL - 4030 (Lutron Make)

Range : A - 30 to 80 dB, B-50 to 100 dB,C-80 to 130 dB.

Recalibration is due on : 25/09/2016

Royal Environment Auditing & Consultancy Service



Mehraj
Analyst



Royal

Environment Auditing & Consultancy Service

303-304, Shivalik-7, B/s. Bal Adalat, Gondal Road, RAJKOT - 360 002.

Ph.: +91 281 2360695 ■ E-mail : royalsenvironment@live.com ■ admin@royalconsultancy.com

Ref. No. : 046/04/2016-17

Date : 03/05/2016

REPORT OF DOMESTIC WASTE WATER ANALYSIS

Name of company : JINDAL SAW LIMITED,
Village: Samaghogha,
Tal. : Mundra, Dist. Kutch

Source of Sample Collection : Sewage Treatment Plant (Inlet & Outlet)

Date of Sampling : 28/04/2016

Test Method : As per IS Standards - 3024

Sr. No.	Parameters	Unit	GPCB limits for Treated Effluent	Raw Sewage	Treated Effluent
01.	pH	pH Unit	----	7.58	7.30
02.	BOD (3 Days at 27°C)	mg/l	<20	183	12
03.	Total Dissolve Solid	mg/l	...	1493	1654
04.	COD	mg/l	...	265	32
05.	Total Suspended Solid	mg/l	<30	296	22
06.	Oil & Grease	mg/l	...	ND	ND
07.	Residual Chlorine	mg/l	Min. 0.5	---	0.60

ND=Not Detectable

Royal Environment Auditing & Consultancy Service



Manoj
Analyst

Ref. No.: 035/04/2016-17

Date : 03/05/2016

Form No. 37
(Prescribed under Rule 12-B)

Register containing particulars of monitoring of working environment required under Section 7-A (a)(e).

- 1 Name of the Department/Plant.: **Sinter Plant-2 at JINDAL SAW LIMITED, Samaghogha. (GPCB ID:29017)**
- 2 Raw materials, by products and finished products involved in the process. **TOTAL DUST**
- 3 Particulars of sampling

Date of Sampling : 10th April, 2016

Sr. No	Location Operation monitored	Identified Contaminate	Sampling Instrument used	Airborne Contamination			TWA concentration (As given in Second Schedule)	Reference Method	Number of workers exposed at the location being monitored	Remarks	Signature of person taking samples	Name (in block letters)
				Number of sample	Range	Average	mg/m3					
1	Sinter Plant At First Floor	Total Dust	Personal Respirable Dust sampler IAS 001	02	5-7	6.0	10	Gravimetric	4	---	<i>Manoj</i>	Mr. MANOJ SONRAT

Instruments used : Envirotech make personal sampler, Model No. IAS 001

Calibration Due on. : 02/11/2016

For. Royal Environment Auditing & Consultancy Service



Manoj
Authorized Sign

Ref. No. : 036/04/2016-17

Date : 03/05/2016

Form No. 37
(Prescribed under Rule 12-B)

Register containing particulars of monitoring of working environment required under Section 7-A (a)(e).

1 Name of the Department/Plant: **Sinter Plant-1 at JINDAL SAW LIMITED, Samaghogha. (GPCB ID: 35456)**

2 Raw materials, by products and finished products involved in the process. **TOTAL DUST**

3 Particulars of sampling

Date of Sampling : 10th April, 2016

Sr. No	Location Operation monitored	Identified Contaminate	Sampling Instrument used	Airborne Contamination			TWA concentration (As given in Second Schedule)	Reference Method	Number of workers exposed at the location being monitored	Remark	Signature of person taking samples	Name (in block letters)
				Number of sample	Range	Average	mg/m3					
1	Sinter Plant At First Floor	Total Dust	Personal Respirable Dust sampler IAS 001	02	5-6	5.5	10	Gravimetric	5	---	<i>Muney</i>	Mr. MANOJ SONRAT

Instruments used : Envirotech make personal sampler, Model No. IAS 001

Calibration Due on. : 02/11/2016

For. Royal Environment Auditing & Consultancy Service

Spjadeja
Authorized Sign



Ref. No.: 037/04/2016-17

Date : 03/05/2016

Form No. 37
(Prescribed under Rule 12-B)

Register containing particulars of monitoring of working environment required under Section 7-A (a)(e).

- 1 Name of the Department/Plant.: BF Plant-1 at JINDAL SAW LIMITED, Samaghogha. (GPCB ID: 18037)
- 2 Raw materials, by products and finished products involved in the process. TOTAL DUST & CO.
- 3 Particulars of sampling

Date of Sampling : 10th April, 2016

Sr. No	Location Operation monitored	Identified Contaminate	Sampling Instrument used	Airborne Contamination			TWA concentration (As given in Second Schedule)	Reference Method	Number of workers exposed at the location being monitored	Remark	Signature person taking samples	Name (in block letters)
				Number of sample	Range	Average	mg/m3					
1	BF Plant (Cast House)	CO	Personal Respirable Dust sampler IAS 001	02	18-20	19.0	55	Gravimetric	4	---	<i>Muney</i>	Mr. MANOJ SONRAT
		Total Dust			4-6	5.0	10					

Instruments used : Envirotech make personal sampler, Model No. IAS 001
Calibration Due on. : 02/11/2016

For: Royal Environment Auditing & Consultancy Service

Sejadega
Authorized Sign



**Form No. 37
(Prescribed under Rule 12-B)**

Register containing particulars of monitoring of working environment required under Section 7-A (a)(e).

- 1 Name of the Department/Plant.: **BF Plant-2 at JINDAL SAW LIMITED, Samaghogha. (GPCB ID: 29026)**
- 2 Raw materials, by products and finished products involved in the process. **TOTAL DUST & CO.**
- 3 Particulars of sampling

Date of Sampling : 10th April, 2016

Sr. No	Location Operation monitored	Identified Contaminate	Sampling Instrument used	Airborne Contamination			TWA concentration (As given in Second Schedule)	Refrance Method	Number of workers exposed at the location being monitored	Remark	Signature person taking samples	Name (in block letters)
				Number of sample	Range	Average	mg/m3					
1	BF Plant (Cast House)	CO	Personal Respirable Dust sampler IAS 001	02	18-19	18.5	55	Gravimetric	5	---	<i>Manoj</i>	Mr. MANOJ SONRAT
		Total Dust			4-5	4.5	10					

Instruments used : Envirotech make personal sampler, Model No. IAS 001

Calibration Due on. : 02/11/2016

For. Royal Environment Auditing & Consultancy Service



Manoj
Authorized Sign

Form No. 37
(Prescribed under Rule 12-B)

Register containing particulars of monitoring of working environment required under Section 7-A (a)(e).

1 Name of the Department/Plant.: **DISP, JCO & Coating Units at JINDAL SAW LIMITED, Samaghogha. (GPCB ID: 18036)**2 Raw materials, by products and finished products involved in the process. **TOTAL DUST**

3 Particulars of sampling

Date of Sampling : 10th & 11th April, 2016

Sr. No	Location Operation monitored	Identified Contaminate	Sampling Instrument used	Airborne Contamination			TWA concentration (As given in Second Schedule)	Reference Method	Number of workers exposed at the location being monitored	Remark	Signature of person taking samples	Name (in block letters)
				Number of sample	Range	Average	mg/m3					
1	Spiral Plant (Nr. ID/OD)	Total Dust	Personal Respirable Dust sampler IAS 001	02	2-4	3.0	10	Gravimetric	4	----	<i>Muney</i>	Mr. MANOJ SONRAT
2	JCO Plant (Nr. JCO Press)	Total Dust		02	4-6	5.0	10	Gravimetric	5	----		
3	Coating Plant-1 (Shot Blasting Area)	Total Dust		02	5-7	6.0	10	Gravimetric	3	----		
4	CCM Area (SDP / DISP)	Total Dust		02	4-7	5.5	10	Gravimetric	5	----		
5	Coating Plant-2 (Shot Blasting Area)	Total Dust		02	4-5	4.5	10	Gravimetric	4	----		
6	CCM Area (SDP-2)	Total Dust		02	6-7	6.5	10	Gravimetric	5	----		

Instruments used : Envirotech make personal sampler, Model No. IAS 001

Calibration Due on. : 02/11/2016

For. Royal Environment Auditing & Consultancy Service



Djadya
Authorized Sign



Royal

Environment Auditing & Consultancy Service

303-304, Shivalik-7, B/s Bal Adalat, Gondal Road, RAJKOT - 360 002.

Ph.: +91 281 2360695 ■ E-mail : royalservice@live.com ■ admin@royalconsultancy.com

Ref. No. : 033/04/2016-17

Date : 03/05/2016

STACK EMISSION MONITORING RESULTS

Pipe Plant (GPCB ID:18036)

Name of company : JINDAL SAW LIMITED,
Village: Samaghogha,
Tal. : Mundra, Dist. Kutch

Test Method : As per IS Standards - 11255_1/2/3/7

Sr. No.	Particulars	Unit	S - 7	S - 10	S - 13	S - 14	S - 16	S - 19	S - 21	S - 24
01	Date of Sampling	---	11/04/2016	Not in operation during visit	16/04/2016	16/04/2016	Not in operation during visit	20/04/2016	Not in operation during visit	Not in operation during visit
02	Time of sampling	Hr.	16.50		9.10	10.25		9.15		
03	Stack Attached to	---	Sand Reclamation	Barrel Grinding - I	Annealing Furnace - I	Annealing Furnace - II	Barrel Grinding - II	Annealing Furnace - III	Barrel Grinding-III	Barrel Grinding -IV&V
04	Air Pollution Control Measures	---	Bag Filter	Bag Filter	---	---	Bag Filter	---	Bag Filter	Bag Filter
05	Stack Height	Meter	30	30	32	32	30	32	30	30
06	Stack Diameter	Meter	0.9	0.6	1.375	1.375	0.6	1.375	0.5	0.5
07	Stack Temperature	°C	81	---	163	167	---	169	---	---
08	Ambient Temperature	°C	36	---	30	32	---	31	---	---
09	Average Velocity of Flue Gases	m/sec.	14.3	---	4.2	4.7	---	4.9	---	---
10	Isokinetic flow rate for P.M. Sampling	LPM	23	---	12	14	---	14	---	---
11	Gaseous Sampling Flow Rate	LPM	2.0	---	2.0	2.0	---	2.0	---	---
12	Permissible limits for PM	mg/Nm3	150	150	150	150	150	150	150	150
13	Measured Concentration of PM	mg/Nm3	49	---	23	19	---	15	---	---
14	Permissible limits for SO2	mg/Nm3	40	40	100 (PPM)	100 (PPM)	40	100 (ppm)	40	40
15	Measured Concentration of SO2	mg/Nm3	7.6	---	2.8	3.2	---	3.4	---	---
16	Permissible limits for Nox	mg/Nm3	25	25	50 (PPM)	50 (PPM)	25	50 (PPM)	25	25
17	Measured Concentration of Nox	mg/Nm3	13.2	---	6.7 (PPM)	7.3 (PPM)	---	7.7 (PPM)	---	---

Note : Minimum Detectable Limit of SO2 & Nox is 0.1 and 0.01 ppm respectively.

N.D= Not Detectable

Instrument Used : Stack Monitoring Kit - Ecotech make - ESS 100

Calibration due on 25/09/2016

Royal Environment Auditing & Consultancy Service



Mansj
Analyst